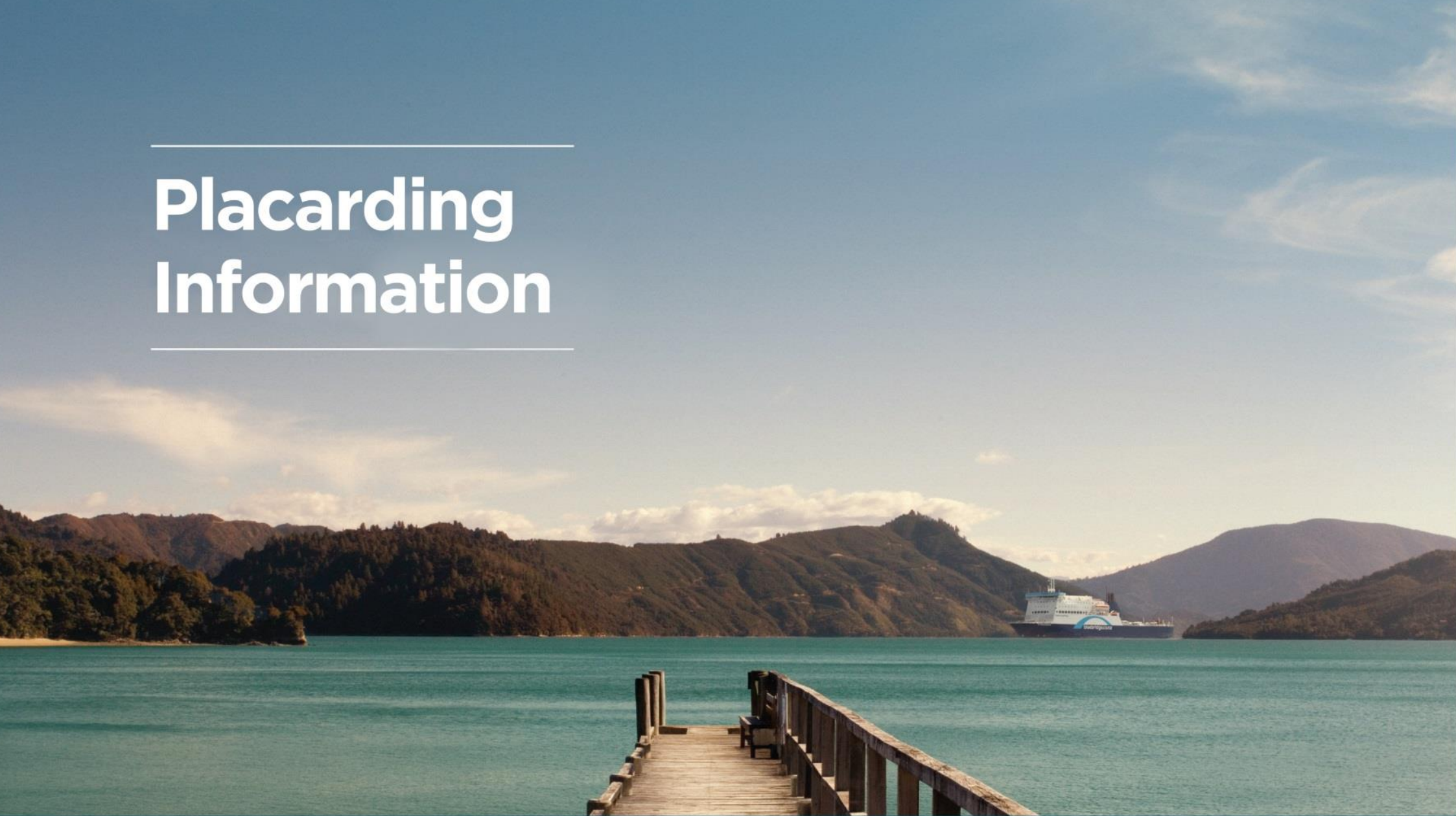


---

# Placarding Information

---



***Strait***Shipping

---

## Placarding on Cook Strait Units. Maritime Rule 24A

A Placard is required for each class of DG being transported including subsidiary risks (Unless DGLQ).

If only DGLQ's are being shipped a "Limited Quantities" placard only must be used.

For Drop/Swap units the placards are required on the front wall of the unit, as well as the rear as these are shipped on Trestles.

Use of mixed class placards is not permitted on the Cook Strait "Bumble Bee".



### Marine Pollutant Placard

Marine pollutant, if applicable – Placard must be affixed front and rear.

### Placement of Placards

#### **Rigid vehicle**

Front and rear.


#### **Semi, Quad, B-train**

##### **Drop/Swap**

Front and rear wall of the combination














#### **Semi, Quad, B-train, Truck and trailer**

Front (Truck or Tractor) and rear wall of the combination.



### Limited Quantities Placard (DGLQ)

If there is a mix of DGLQ's and non-DGLQ's a placard is required for each class of DGs that are not DGLQ and the limited quantities placard is not required.

Example	Placard Requirements		
<p><b>DG's</b> Example: Class 3 and 8</p>  <p>If your load includes a marine pollutant please include this placard:</p> 			
<p><b>DGLQ</b> Example: All DGLQ</p>  <p>If your load includes a marine pollutant please include this placard:</p> 			
<p><b>DGLQ + DG's</b> Example: Class 3 and 8 DGLQ Class 5.1 DG's</p>  <p>If your load includes a marine pollutant please include this placard:</p> 			
<p><b>Drop/Swap</b> Semi, Quad and BTrain</p> <p>Example: Class 3 and 8</p>  <p>If your load includes a marine pollutant please include this placard:</p> 